

XRI® is your authorized dealer for:

MAXANT






To place an order or inquire about pricing,
Please call: **(800) 556-6635 / (401) 732-4300**
FAX: **(800) 543-1816**
or
E-mail: accessories@xrin.com








TECHLINE 200




Maxant's Techline 200 Series illuminator has two F15T8/D lamps per viewing area and standard features that include: electronic, instant on ballasts, centralized cluster switching, a roller Gravity grip, thin 3" profile, durable steel construction in a hospital white finish. The Techline 200 Series is available in surface and recess configurations from a one panel up to a six over six.

 [Product manual »](#)

SURFACE MOUNTED				
CATALOG #	CONFIGURATION	VIEWING AREA	# OF LAMPS	SPECIFICATIONS
TS-201 »	SINGLE PANEL	14" X 17"	2	 CUT SHEET
TS-202 »	2 PANEL SIDE BY SIDE	28" X 17"	2	 CUT SHEET
TS-203 »	3 PANEL SIDE BY SIDE	42" X 17"	2	 CUT SHEET
TS-204 »	4 PANEL SIDE BY SIDE	28" X 17"	2	 CUT SHEET
TS-205 »	5 PANEL SIDE BY SIDE	42" X 17"	2	 CUT SHEET

TS-206 »	6 PANEL SIDE BY SIDE	84" X 17"	2	 CUT SHEET
TS-211 »	1 OVER 1	2 X 14" X 17"	2	 CUT SHEET
TS-222 »	2 OVER 2	2 X 28" X 17"	2	 CUT SHEET
TS-233 »	3 OVER 3	2 X 42" X 17"	2	 CUT SHEET
TS-244 »	4 OVER 4	2 X 56" X 17"	2	 CUT SHEET
TS-255 »	5 OVER 5	2 X 70" X 17"	2	 CUT SHEET
TS-266 »	6 OVER 6	2 X 84" X 17"	2	 CUT SHEET



RECESS MOUNTED				
CATALOG #	CONFIGURATION	VIEWING AREA	# OF LAMPS	SPECIFICATIONS
TR-201 »	SINGLE PANEL	14" X 17"	2	 CUT SHEET
TR-202 »	2 PANEL SIDE BY SIDE	28" X 17"	2	 CUT SHEET
TR-203 »	3 PANEL SIDE BY SIDE	42" X 17"	2	 CUT SHEET
TR-204 »	4 PANEL SIDE BY SIDE	56" X 17"	2	 CUT SHEET
TR-205 »	5 PANEL SIDE BY SIDE	70" X 17"	2	 CUT SHEET
TR-206 »	6 PANEL SIDE BY SIDE	84" X 17"	2	 CUT SHEET
TR-211 »	1 OVER 1	2 X 14" X 17"	2	 CUT SHEET
TR-222 »	2 OVER 2	2 X 28" X 17"	2	 CUT SHEET
TR-233 »	3 OVER 3	2 X 42" X 17"	2	 CUT SHEET
TR-244 »	4 OVER 4	2 X 56" X 17"	2	 CUT SHEET
TR-255 »	5 OVER 5	2 X 70" X 17"	2	 CUT SHEET

TR-266 »	6 OVER 6	2 X 84" X 17"	2	 CUT SHEET
----------	----------	---------------	---	---










TECHLINE 300







Maxant's Techline 300 Series illuminator has three F15T8/D lamps per viewing area and standard features that include: electronic, instant on ballasts, centralized cluster switching, a roller Gravity grip, thin 3" profile, durable steel construction in a hospital white finish. The Techline 300 Series is available in surface and recess configurations from a one panel up to a six over six.













 Product brochure »

 Product manual »

SURFACE MOUNTED				
CATALOG #	CONFIGURATION	VIEWING AREA	# OF LAMPS	SPECIFICATIONS
TS-301 »	SINGLE PANEL	14" X 17"	3	 CUT SHEET
TS-302 »	2 PANEL SIDE BY SIDE	28" X 17"	3	 CUT SHEET
TS-303 »	3 PANEL SIDE BY SIDE	42" X 17"	3	 CUT SHEET
TS-304 »	4 PANEL SIDE BY SIDE	56" X 17"	3	 CUT SHEET
TS-305 »	5 PANEL SIDE BY SIDE	70" X 17"	3	 CUT SHEET
TS-306 »	6 PANEL SIDE BY SIDE	84" X 17"	3	 CUT SHEET
TS311 »	1 OVER 1	2 X 14" X 17"	3	 CUT SHEET
TS-322 »	2 OVER 2	2 X 28" X 17"	3	 CUT SHEET
TS-333 »	3 OVER 3	2 X 42" X 17"	3	 CUT SHEET

TS-344 »	4 OVER 4	2 X 56" X 17"	3	 CUT SHEET
TS-355 »	5 OVER 5	2 X 70" X 17"	3	 CUT SHEET
TS-366 »	6 OVER 6	2 X 84" X 17"	3	 CUT SHEET



RECESS MOUNTED				
CATALOG #	CONFIGURATION	VIEWING AREA	# OF LAMPS	SPECIFICATIONS
TR-301 »	SINGLE PANEL	14" X 17"	3	 CUT SHEET
TR-302 »	2 PANEL SIDE BY SIDE	28" X 17"	3	 CUT SHEET
TR-303 »	3 PANEL SIDE BY SIDE	42" X 17"	3	 CUT SHEET
TR-304 »	4 PANEL SIDE BY SIDE	56" X 17"	3	 CUT SHEET
TR-305 »	5 PANEL SIDE BY SIDE	70" X 17"	3	 CUT SHEET
TR-306 »	6 PANEL SIDE BY SIDE	84" X 17"	3	 CUT SHEET
TR-311 »	1 OVER 1	2 X 14" X 17"	3	 CUT SHEET
TR-322 »	2 OVER 2	2 X 28" X 17"	3	 CUT SHEET
TR-333 »	3 OVER 3	2 X 42" X 17"	3	 CUT SHEET
TR-344 »	4 OVER 4	2 X 56" X 17"	3	 CUT SHEET
TR-355 »	5 OVER 5	2 X 70" X 17"	3	 CUT SHEET
TR-366 »	6 OVER 6	2 X 84" X 17"	3	 CUT SHEET













TECHLINE 400















Maxant's Techline 400 Series illuminator has four F15T8/D lamps per viewing area and standard features that include: electronic, instant on ballasts, centralized cluster switching, a roller Gravity grip, thin 3" profile, durable steel construction in a hospital white finish. The Techline 400 Series is available in surface and recess configurations from a one panel up to a six over six.

 [Product brochure »](#)

 [Product manual »](#)

SURFACE MOUNTED				
CATALOG #	CONFIGURATION	VIEWING AREA	# OF LAMPS	SPECIFICATIONS
TS-401 »	SINGLE PANEL	14" x 17"	4	 CUT SHEET
TS-402 »	2 PANEL SIDE BY SIDE	28" x 17"	4	 CUT SHEET
TS-403 »	3 PANEL SIDE BY SIDE	42" x 17"	4	 CUT SHEET
TS-404 »	4 PANEL SIDE BY SIDE	56" x 17"	4	 CUT SHEET
TS-405 »	5 PANEL SIDE BY SIDE	70" x 17"	4	 CUT SHEET
TS-406 »	6 PANEL SIDE BY SIDE	84" x 17"	4	 CUT SHEET
TS-411 »	1 OVER 1	2 x 14" x 17"	4	 CUT SHEET
TS-422 »	2 OVER 2	2 x 28" x 17"	4	 CUT SHEET
TS-433 »	3 OVER 3	2 x 42" x 17"	4	 CUT SHEET
TS-444 »	4 OVER 4	2 x 56" x 17"	4	 CUT SHEET
TS-455 »	5 OVER 5	2 x 70" x 17"	4	 CUT SHEET
TS-466 »	6 OVER 6	2 x 84" x 17"	4	 CUT SHEET

RECESS MOUNTED				
CATALOG #	CONFIGURATION	VIEWING AREA	# OF LAMPS	SPECIFICATIONS
TR-401 »	SINGLE PANEL	14" X 17"	4	 CUT SHEET
TR-402 »	2 PANEL SIDE BY SIDE	28" X 17"	4	 CUT SHEET
TR-403 »	3 PANEL SIDE BY SIDE	42" X 17"	4	 CUT SHEET
TR-404 »	4 PANEL SIDE BY SIDE	56" X 17"	4	 CUT SHEET
TR-405 »	5 PANEL SIDE BY SIDE	70" X 17"	4	 CUT SHEET
TR-406 »	6 PANEL SIDE BY SIDE	84" X 17"	4	 CUT SHEET
TR-411 »	1 OVER 1	2 X 14" X 17"	4	 CUT SHEET
TR-422 »	2 OVER 2	2 X 28" X 17"	4	 CUT SHEET
TR-433 »	3 OVER 3	2 X 42" X 17"	4	 CUT SHEET
TR-444 »	4 OVER 4	2 X 56" X 17"	4	 CUT SHEET
TR-455 »	5 OVER 5	2 X 70" X 17"	4	 CUT SHEET
TR-466 »	6 OVER 6	2 X 84" X 17"	4	 CUT SHEET













MVP













The Maxant Value Product, MVP Series, combines quality and affordability in one diagnostic viewer. The MVP is designed to provide a reliable, value priced solution to most viewing needs. The MVP features a two lamp light source, dependable friction grip and is available in surface and recess configurations from a one panel up to a six over six.




 [Product brochure »](#)

SURFACE MOUNTED

CATALOG #	CONFIGURATION	VIEWING AREA	# OF LAMPS	SPECIFICATIONS
VS-201 »	SINGLE PANEL	14" X 17"	2	 CUT SHEET
VS-202 »	2 PANEL SIDE BY SIDE	28" X 17"	2	 CUT SHEET
VS-203 »	3 PANEL SIDE BY SIDE	42" X 17"	2	 CUT SHEET
VS-204 »	4 PANEL SIDE BY SIDE	56" X 17"	2	 CUT SHEET
VS-205 »	5 PANEL SIDE BY SIDE	70" X 17"	2	 CUT SHEET
VS-206 »	6 PANEL SIDE BY SIDE	84" X 17"	2	 CUT SHEET
VS-211 »	1 OVER 1	2 X 14" X 17"	2	 CUT SHEET
VS-222 »	2 OVER 2	2 X 28" X 17"	2	 CUT SHEET
VS-233 »	3 OVER 3	2 X 42" X 17"	2	 CUT SHEET
VS-244 »	4 OVER 4	2 X 56" X 17"	2	 CUT SHEET
VS-255 »	5 OVER 5	2 X 70" X 17"	2	 CUT SHEET
VS-266 »	6 OVER 6	2 X 84" X 17"	2	 CUT SHEET



RECESS MOUNTED				
CATALOG #	CONFIGURATION	VIEWING AREA	# OF LAMPS	SPECIFICATIONS
VR-201 »	SINGLE PANEL	14" X 17"	2	 CUT SHEET
VR-202 »	2 PANEL SIDE BY SIDE	28" X 17"	2	 CUT SHEET
VR-203 »	3 PANEL SIDE BY SIDE	42" X 17"	2	 CUT SHEET
VR-204 »	4 PANEL SIDE BY SIDE	56" X 17"	2	 CUT SHEET
VR-205 »	5 PANEL SIDE BY SIDE	70" X 17"	2	 CUT SHEET
VR-206 »	6 PANEL SIDE BY SIDE	84" X 17"	2	 CUT SHEET
VR-211 »	1 OVER 1	2 X 14" X 17"	2	 CUT SHEET
VR-222 »	2 OVER 2	2 X 28" X 17"	2	 CUT SHEET
VR-233 »	3 OVER 3	2 X 42" X 17"	2	 CUT SHEET



VR-244 »	4 OVER 4	2 X 56" X 17"	2	 CUT SHEET
VR-255 »	5 OVER 5	2 X 70" X 17"	2	 CUT SHEET
VR-266 »	6 OVER 6	2 X 84" X 17"	2	 CUT SHEET

TLS SERIES



The Maxant TLS Series is a high quality, simple solution to basic viewing needs. Featuring a two lamp light source, dependable friction grip and is available in a single and double panel, surface mount only.

 [Product brochure »](#)

SURFACE MOUNTED				
CATALOG #	CONFIGURATION	VIEWING AREA	# OF LAMPS	SPECIFICATIONS
TLS-01 »	SINGLE PANEL	14" X 17"	2	 CUT SHEET
TLS-02 »	2 PANEL SIDE BY SIDE	28" X 17"	2	 CUT SHEET

Specialty Illuminator Models

MAMMO-TECHLINE





Maxant's Mammo-Techline Series of dedicated mammography viewers meets all ACR and MQSA viewing requirements for mammography. Each viewing panel holds up to four 18 x 24 cm or three 24 x 30 cm film formats. Available in a single tier or double tier, desk or wall-mounted configuration.



 [Product brochure »](#)

 [Product manual »](#)

WALL MOUNTED

CATALOG #	CONFIGURATION	VIEWING AREA	# OF LAMPS	SPECIFICATIONS
MAM-301W »	SINGLE TIER	33" X 11 1/8"	3	 CUT SHEET
MAM-311W »	1 OVER 1	2 X 33" X 11 1/8"	3	 CUT SHEET

DESK TOP











CATALOG #	CONFIGURATION	VIEWING AREA	# OF LAMPS	SPECIFICATIONS
MAM-301 »	SINGLE TIER DESK TOP	33" X 11 1/8"	3	 CUT SHEET
MAM-311 »	1 OVER 1 DESK TOP	2 X 33" X 11 1/8"	3	 CUT SHEET











SPINE ORTHO



The versatile Maxant Spine-Techline features a 14" x 36" viewing area designed for the reading of full spine and long bone film formats. Available in a two lamp and four lamp lighting configurations. The versatile Maxant Ortho-Techline features a 14" x 51" viewing area designed for the reading of full spine and long bone film formats. Available in a two lamp and four lamp lighting configurations.

 [Product brochure »](#)

SURFACE MOUNTED				
CATALOG #	CONFIGURATION	VIEWING AREA	# OF LAMPS	SPECIFICATIONS
STS-21 »	ONE PANEL	14 X 36"	2	 CUT SHEET
STS-22 »	TWO PANEL	28 X 36"	2	 CUT SHEET
STS-23 »	THREE PANEL	42" X 36"	2	 CUT SHEET
OTS-21 »	ONE PANEL	14" X 51"	2	 CUT SHEET
OTS-22 »	TWO PANEL	28" X 51"	2	 CUT SHEET
STS-41 »	ONE PANEL	14" X 36"	4	 CUT SHEET
STS-42 »	TWO PANEL	28" X 36"	4	 CUT SHEET
STS-43 »	THREE PANEL	42" X 36"	4	 CUT SHEET
OTS-41 »	ONE PANEL	14" X 51"	4	 CUT SHEET
OTS-42 »	TWO PANEL	28" X 51"	4	 CUT SHEET

RECESS MOUNTED				
CATALOG #	CONFIGURATION	VIEWING AREA	# OF LAMPS	SPECIFICATIONS
OTR-21 »	ONE PANEL	14" X 51"	2	 CUT SHEET
OTR-22 »	TWO PANEL	28" X 51"	2	 CUT SHEET
OTR-41 »	ONE PANEL	14" X 51"	4	 CUT SHEET
OTR-42 »	TWO PANEL	28" X 51"	4	 CUT SHEET
STR-21 »	ONE PANEL	14" X 36"	2	 CUT SHEET
STR-22 »	TWO PANEL	28" X 36"	2	 CUT SHEET
STR-23 »	THREE PANEL	42" X 36"	2	 CUT SHEET
STR-41 »	ONE PANEL	14" X 36"	4	 CUT SHEET
STR-42 »	TWO PANEL	28" X 36"	4	 CUT SHEET
STR-43 »	THREE PANEL	42" X 36"	4	 CUT SHEET



MINI TECHLINE



The Maxant Mini-Techline features a unique 10" x 24" viewing areas designed for small film format viewing including Podiatry. Available in a single and double tier for either surface or recess mounting

 [Product brochure »](#)

SURFACE MOUNTED

CATALOG #	CONFIGURATION	VIEWING AREA	# OF LAMPS	SPECIFICATIONS
MTS-01 »	SINGLE TIER	24" X 12"	2	 CUT SHEET
MTS-11 »	TWO TIER	2 X 24" X 12"	2	 CUT SHEET

RECESS MOUNTED

CATALOG #	CONFIGURATION	VIEWING AREA	# OF LAMPS	SPECIFICATIONS
MTR-01 »	SINGLE TIER	24" X 12"	2	 CUT SHEET
MTR-11 »	TWO TIER	2 X 24" X 12"	2	 CUT SHEET

XRI[®] is your authorized dealer for:

MAXANT

To place an order or inquire about pricing,
Please call: **(800) 556-6635 / (401) 732-4300**
FAX: **(800) 543-1816**

or

E-mail: accessories@xin.com